


LickiMat®

Make yummy LickiMat treats using pet-safe human foods and pet treats. Here are some basic topper ideas.

LickiMat® Buddy™

Buddy™ works best with chunky foods



raw meat



canned pet food




cooked pumpkin



smashed banana

LickiMat® Playdate™

Playdate™ works best with thick sticky foods



peanut butter (xylitol free)



canned fish




soaked kibble



cooked vegetables

LickiMat® Soother™

Soother™ works best with runny foods



natural yogurt



bone broth



baby food



fruit purée

IMPORTANT: Check with your vet that your food choices are suitable for your pet

For more recipes lickimat.com/pages/recipes

lickimat.com   @lickimat



LickiMat®

Make yummy LickiMat treats using pet-safe human foods and pet treats. Here are some basic topper ideas.

Buddy™ works best with chunky foods like raw meat, canned fish, soaked kibble and cooked mixed vegetables.

In a bowl, place the mashed/chopped fish and mashed/chopped vegetables. Add a few spoons of liquid to the mix. Blend well but allow the mixture to remain lumpy.

With a spatula or back of a spoon, press the mixture into the Buddy crosses. Adjust serve size for your pet. Store leftover topper in the fridge/freezer. If you have a spare LickiMat, spread on the topper, wrap and freeze to serve later.

Fish Pâté



1 can of fish
in springwater
(e.g. tuna, sardines)



1/2 cup boiled/
steamed veges
(e.g. pumpkin, cauliflower,
carrots, beans)



3 tablespoons
bone broth
or water (optional)

Playdate™ works best with thick sticky foods like: peanut butter, smashed banana, cooked pumpkin, and canned pet food.

Blend ingredients by hand or with a blender until mixed but a bit lumpy. With a spatula or back of a spoon, spread mixture onto the LickiMat. Embed the treat gently into the Playdate squares. Adjust serve size for your pet. Store leftover topper in a container in the fridge/freezer. If you have a spare LickiMat, spread on the topper, wrap and freeze to serve later.

Banana Smoothie



1 ripe banana



3 tablespoons natural
yogurt (unsweetened)



1 teaspoon smooth
peanut butter*

IMPORTANT: Make sure peanut butter is xylitol free.

Soother™ works best with runny foods like yogurt, bone broth, gravy, baby food and fruit/veges blended to a liquid.

Remove any bones from the chicken and chop roughly. Place all ingredients in a blender. Process to a thick but smooth runny mix. Add more liquid if not runny enough. With a spatula or large spoon, spread the mixture into the Soother surface. Adjust serve size for your pet. Store leftover topper in a container in the fridge/freezer. If you have a spare LickiMat, spread on topper, wrap and freeze to serve later.

Chicken Soup



1/2 cup cooked
chicken



1 cup bone broth,
gravy



1 teaspoon
coconut oil
or fish oil

IMPORTANT: Check with your vet that your food choices are suitable for your pet

For more recipes lickimat.com/pages/recipes

Lickimat.com   @lickimat

